



# Year 1 Curriculum Letter

## Spring 2025

### Second Half Term, Week 10

## Splendid Skies

### Week 10 Innovate Stage

At the 'Innovate' stage, children will apply skills, knowledge and understanding in real-life contexts, solve real or imagined problems using everything they've learnt, get inspired by imaginative and creative opportunities and revisit anything not fully grasped at the 'Develop' stage.

**Innovate**  
**Music**  
**Art**  
**Science**



Last week our focus was Art and D.T. The children created sky pictures using powder paints. We chose a variety of colours to create different skies. This week we will be looking at the foreground to add details that match and compliment the background. We will discuss collage and different media. Next week we will be making Mother's Day cards and writing messages of thanks inside of them.

In Music we are using the Charanga scheme. We are learning to appreciate rhymes, find the beat of a song as well as high and low pitch.



**English**



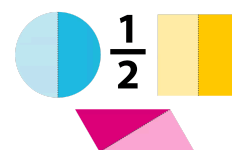
Over the next two weeks we will be exploring a weather poem and then writing our own versions. The children will use a range of creative writing strategies for this, and use nouns, adverbs and adjectives. They will choose their own flower and describe how this flower moves and grows in different weather types.

Please continue to read with your child every night, as developing a love of literature is so powerful for children. Reading can include their school reading books, books from the Bug Club and bedtime stories.

**Maths**



This week we will explore the fraction 'half'. We halve shapes and explain what half means: when something is divided/shared into two equal parts. Next week we will continue to explore fractions. We will learn how to find a quarter of a shape.



**Physical Education**




Each week in P.E. We are practising our throwing and catching objects to one another. We are also learning the rules of tag rugby: how to stay within the playing field, defence, and safely pulling the 'bib' from another child. We will then move to safely passing a ball to our team members.






**Religious Education**



In R.E. the children will be reading and learning about the Easter story and why it is important to people of the Christian faith. We will learn the story by reading it from the Bible and watching animated clips about it.



<b>Relationship and Health Education (R.H.E.)</b> 	<p>In R.H.E. we will be playing 'Paired Fruit Salad'. Sitting in a circle, the children link arms with a partner sitting next to them. Each pair will get the name of a fruit (e.g. apple, plum, pear, banana, orange). When the teacher calls out 'apple' all the apple pairs change places with another apple pair. When the teacher calls out 'fruit salad' all pairs change places, making sure their arms stay linked. This teaches sharing, turn taking and team work.</p> 
<b>Wanted!</b>	<p>Please make sure your child has a <b>transparent, named water bottle</b> at school every day. Having a transparent water bottle helps us to monitor your child's water intake.</p>
<b>Dates for the term</b> 	<p>Friday 4th April: Last day of Term, school will end at 13:30          Tuesday 22nd April-INSET Day No School For Children          Wednesday 23rd April - First Day of Summer Term          Tuesday 6th and Wednesday 7th May-Planting Together Sessions, more information to follow.</p>

# Learning at home

Below home learning activities for you to complete throughout this half term.

**Below are some optional Splendid Skies home learning ideas that you might want to try this half term:**

- Learn how to fly a kite, asking an adult to help you.
- Visit your local library to look for stories about the weather. Which is your favourite?
- Go out on a rainy day to find the biggest, widest and deepest puddle!
- Make a weather chart and keep a record of the weather every day.
- Learn how to spell weather words such as rain, wind, snow, sun, storm, wet, dry, hot and cold.
- Go on a walk, taking photographs of signs of the season, such as buds, new leaves, blossom.
- Collect rainwater in a container. How much can you collect in a week?
- Show an adult how to make a shadow with a torch.
- Make a mini book containing pictures of yourself wearing outfits suitable for each season or weather type.
- Take your teddy with you for a day out. Write about where your teddy went, what you did together and what the weather was like.



We hope you enjoy completing the home learning activities that are set on Google Classroom.

- Regular reading at home is vital to sustain progress and liaising with staff through the Home/School contact book is invaluable to your child. Children are encouraged to read each night and change the reading book each morning.
- Share the online Phonic Bug books with your child. (<https://www.activelearnprimary.co.uk/login>)
- Enjoy the weekly Education City activities online with your child - this will be directly linked to the learning they are doing at school that week.



Thank you,  
The Year 1 Team