



Year 1 Curriculum Letter

Summer 2024

First Half Term, Week 5


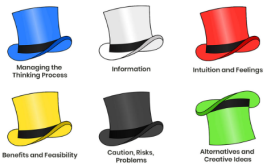
Scented Garden

Week 5 **Innovate**

At the 'Innovate' stage, children will apply skills, knowledge and understanding in real-life contexts, solve real or imagined problems using everything they've learnt, get inspired by imaginative and creative opportunities and revisit anything not fully grasped at the 'Develop' stage.

Innovate

DT
Music



In Week 5 we will be looking back at our sliding flower creations from last week and evaluating the process using 'Thinking Hats'. The children will think about what materials were a good choice to use, what went well with their design, and what they would do differently next time.




In Music we will be continuing to follow our Charanga scheme. The children will be learning songs all about being healthy and hygienic, such as 'Getting Dressed' and 'Brushing our Teeth'.

English



In English we are going to read the story 'Oliver's Vegetables'. We will talk about how Oliver grew his vegetables and the steps he took, consolidating our learning from our planting together sessions.




We are going to learn how to write a book review and will discuss the **plot**, **characters** and **settings**. Please discuss these words at home with your children. They could even challenge their learning by reviewing other books they read.

These are the keywords from the story: **vegetables**, **plant**, **garden**, **outside**, **spade**, **water**, and **grow**. Your child could practise writing these words at home.

Maths



Next week in Maths we are going to be going back to learning about multiplication. We will begin by reminding the children that multiplication is just the same number added over and over again, for example, $2+2+2=6$ is 3 groups of 2 which can also be written as $3 \times 2=6$. The children will use counters to create an array, they will then draw the array into their books. Next they will write a repeated addition number sentence and then a multiplication number sentence to match it. The challenge next week will be solving multiplication word problems. We will also practise counting in twos, fives and tens which will help remember multiplication facts.




Alongside our weekly home learning, here are two free websites with Maths games that you and your child can play at home:





<https://www.topmarks.co.uk/>

<https://www.ictgames.com/mobilePage/index.html>

Physical Education

During P.E. we will further develop our strength and balance while using outdoor P.E. equipment. We will continue to build our running stamina by doing our weekly 'mile' run, and by using the Adventure Trail and Climbing Frame. We will also be

	continuing to learn 'Country Dance' routines.
---	---

Religious Education 	In R.E. we will be exploring Hinduism. We will be looking at the Hindu festival of Holi, its features and its importance for people of the Hindu faith.
Relationship and Health Education (R.H.E.) 	In R.H.E. we will be exploring what healthy and unhealthy are. We will discuss what these words mean, and the children will think of examples in their everyday life. We will then talk about ways we can be healthier. 
Wanted!	Please make sure your child has a transparent, named water bottle at school every day. Having a transparent water bottle helps us to monitor your child's water intake.
Dates for the term 	May Half Term: 27th-31st May. See you back at school on Monday 3rd June. Tuesday 4th June-trip to Beddington Park, please see separate newsletter Monday 1st July 14:30-15:00- Giraffe Class Assembly Tuesday 2nd July 14:30-15:00-Elephant Class Assembly Wednesday 3rd July 14:30-15:00-Zebra Class Assembly

Learning at home

[Below home learning activities for you to complete throughout this half term.](#)

We hope you enjoy completing the home learning activities.

- Regular reading at home is vital to sustain progress and liaising with staff through the Home/School contact book is invaluable to your child. Children are encouraged to read each night and change the reading book each morning.
- Share the online Phonic Bug books with your child.
(<https://www.activelearnprimary.co.uk/login>)



-Plant bulbs and seeds at home and watch them grow. Bring in your plants (or photographs of them) to show your class.

-Grow a sunflower and keep a record of its height. Who can grow the tallest in the class?

-Keep a plant diary, explaining how you grew a plant. Include photographs or drawings of each stage of your plant's development.

-With an adult, search the web for examples of amazing plants and make your own weird and wonderful plant book.

-On a visit to the supermarket, find and discuss plants you can eat, including herbs, vegetables and fruit. Which part of the plant are they? The roots? The leaves? The flower? The stem?

-Visit a garden centre, florist or plant sale, or take a walk in your garden or local area. Amaze your adults with your knowledge of plant names. Find out the names of any plants you don't recognise.


-Read and talk about stories and poems with your adult on the theme of flowers and plants.

-Visit the local library and find non-fiction books about planting. Look for information using the contents and index pages. Write down any new facts you have learned and bring them in to share with the class.

-Grow a herb garden at home and use your herbs in some delicious recipes for your family and friends.

-Learn how to spell the names of some common flowering plants such as rose, daisy, iris and tulip.

- Paint or draw flowers growing in the local environment or in a vase or pot in your home. Find pictures online of famous flower paintings and talk about your likes and dislikes with your adult.



-Press flowers between the pages of a book and use them to make gifts or cards for your family and friends

Thank you,
The Year 1 Team