



Year 1 Curriculum Letter

Summer 2024

First Half Term, Week 6

Scented Garden

Week 6 Express

At the 'Express' stage, children will become performers, experts and informers, share their achievements with each other, evaluate finished products and processes, link what they have learnt to where they started and celebrate their achievements!

Express Science DT

During Week 6 we will be finishing our Scented Garden topic by making scented lavender playdough! The children will follow the method using the correct ingredients and make the playdough together as a group. We will be putting real lavender into our playdough to create a beautiful scent. The children will be able to observe the scientific changes that occur whilst making it!




English



This week in English we are going to continue acting out our story of 'Oliver's Vegetables' and writing book reviews.

During independent learning we are encouraging the children to write for different purposes. We will write letters, non-fiction books and cards. We are challenging our children to write sentences and questions.



Useful vocabulary:

vegetables, soil, plant, pot, gloves, garden, rake, watering can, dig, rake, move, plant

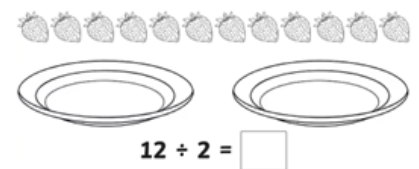
Maths



This week in Maths we will be solving division word problems. We will begin by reminding the children about the steps to take when solving a word problem, reading it twice, circling important information, writing down the number sentence and then solving the word problem. We will model how to solve a word problem using both objects and pictures. We will recognise the importance of sharing equally and what happens when we have a remainder. We will also practise identifying odd and even numbers. We will also continue practising our counting in twos, fives and tens beyond 100.

Serve it Up!

Can you share the strawberries equally between the two plates?
Cut the strawberries out and stick them on the plates.



Physical Education






During P.E. we will practise our strength and balance while using the apparatus and gymnastics equipment. We will also continue to build our running stamina by doing our daily 'mile' run, and by using the Adventure Trail and Climbing Frame. We will also continue to learn 'Country Dance' routines.

Religious Education



In R.E. we will be continuing to explore Hinduism. The children will learn about the different Hindu gods and goddesses, and will have time to discuss what they've learnt and ask questions.

Relationship and Health Education (R.H.E.) 	We will be talking with the children about staying safe around strangers. Each class will have time to discuss these questions: What does a stranger look like? What should you do if you get lost? How can you get help, who do you go to? 
Wanted!	Please make sure your child has a transparent, named water bottle at school every day. Having a transparent water bottle helps us to monitor your child's water intake.
Dates for the term 	May Half Term: 27th-31st May. See you back at school on Monday 3rd June. Tuesday 4th June-trip to Beddington Park Monday 1st July 14:30-15:00- Giraffe Class Assembly Tuesday 2nd July 14:30-15:00-Elephant Class Assembly Wednesday 3rd July 14:30-15:00-Zebra Class Assembly

Learning at home


Below home learning activities for you to complete throughout this half term.

We hope you enjoy completing the home learning activities.

- Regular reading at home is vital to sustain progress and liaising with staff through the Home/School contact book is invaluable to your child. Children are encouraged to read each night and change the reading book each morning.
- Share the online Phonic Bug books with your child.
(<https://www.activelearnprimary.co.uk/login>)



- Plant bulbs and seeds at home and watch them grow. Bring in your plants (or photographs of them) to show your class.
- Grow a sunflower and keep a record of its height. Who can grow the tallest in the class?
- Keep a plant diary, explaining how you grew a plant. Include photographs or drawings of each stage of your plant's development.
- With an adult, search the web for examples of amazing plants and make your own weird and wonderful plant book.
- On a visit to the supermarket, find and discuss plants you can eat, including herbs, vegetables and fruit. Which part of the plant are they? The roots? The leaves? The flower? The stem?
- Visit a garden centre, florist or plant sale, or take a walk in your garden or local area. Amaze your adults with your knowledge of plant names. Find out the names of any plants you don't recognise.
- Read and talk about stories and poems with your adult on the theme of flowers and plants.
- Visit the local library and find non-fiction books about planting. Look for information using the contents and index pages. Write down any new facts you have learned and bring them in to share with the class.
- Grow a herb garden at home and use your herbs in some delicious recipes for your family and friends.
- Learn how to spell the names of some common flowering plants such as rose, daisy, iris and tulip.
- Paint or draw flowers growing in the local environment or in a vase or pot in your home. Find pictures online of famous flower paintings and talk about your likes and dislikes with your adult.
- Press flowers between the pages of a book and use them to make gifts or cards for your family and friends



Thank you,
The Year 1 Team